





Year 3/4 Homework—Autumn Term 2017— Extreme Earth

Homework in Years 3 and 4 will consist of spellings, as well as reading at home and learning multiplication tables, both of which are ongoing activities. The Extreme Earth grid below contains extra activities, which can be completed anytime throughout the Autumn Term. They can be brought in whenever an activity is completed.

<p style="text-align: center;"><u>A-Z</u></p> <p>Make a list of words associated with Natural Disasters.</p> <p>V—Volcano S—Safe F—Floods</p>	<p style="text-align: center;"><u>Feelings</u></p> <p>Describe how you would feel if you were caught up in a natural disaster. Think about what adjectives and adverbs you could use.</p>	<p style="text-align: center;"><u>Hurricane</u></p> <p>Describe how you would warn others of a hurricane with only 3 minutes notice.</p> 
<p style="text-align: center;"><u>Art</u></p> <p>Use a form of art—paint, collage, clay, sketching—to recreate a type of wild weather.</p> 	<p style="text-align: center;"><u>Recount</u></p> <p>Write a recount as if you were caught up in a natural disaster—monsoon, flooding tsunami, hurricane, typhoon., rain bomb.</p>	<p style="text-align: center;"><u>Disaster Kit</u></p> <p>Design and make a disaster kit for your family which would help you all survive the disaster.</p> 
<p style="text-align: center;"><u>Display</u></p> <p>Create a display about a natural disaster of your choice. Think about including facts, pictures, a model and tips for survival.</p>	<p style="text-align: center;"><u>World Map</u></p> <p>Mark on a world map the different types of weather and where they occur.</p> 	<p style="text-align: center;"><u>Fact File</u></p> <p>Produce a fact file for a natural disaster. Use ICT, add facts, photos, etc.</p> <p>Add a word search using words associated with natural disasters.</p>